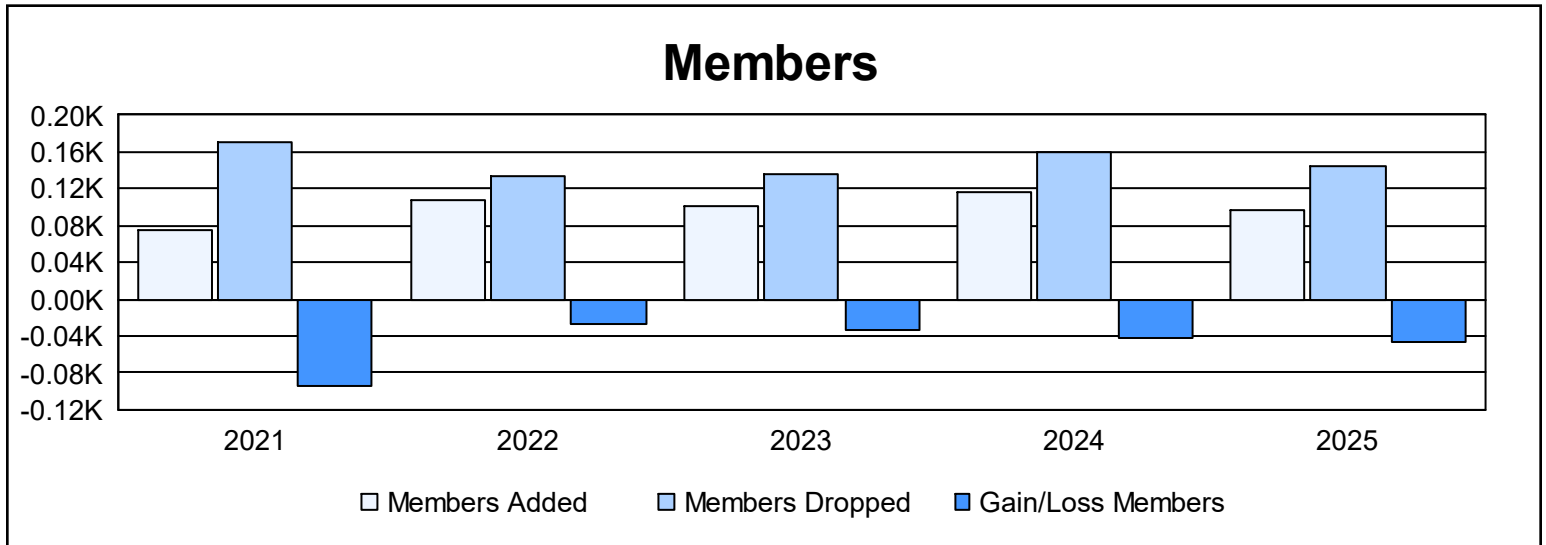
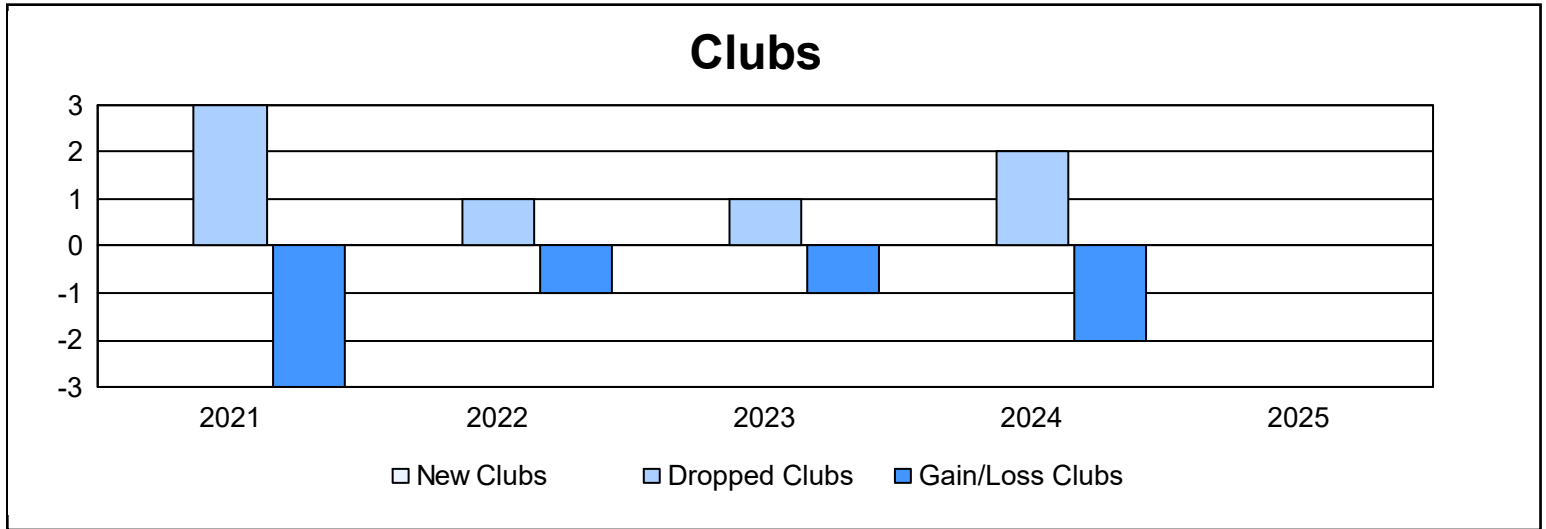
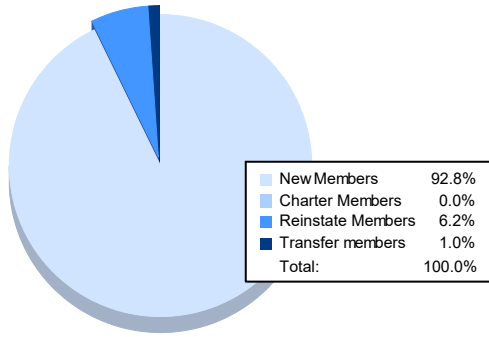


Year	New Clubs	Dropped Clubs	Gain/ Loss Clubs	New Members	Charter Members	Reinstate Members	Transfer Members	Total Member Added	Total Members Dropped	Gain/ Loss Members
2020-2021	0	3	-3	73	0	2	1	76	171	-95
2021-2022	0	1	-1	98	0	5	4	107	134	-27
2022-2023	0	1	-1	101	0	1	0	102	136	-34
2023-2024	0	2	-2	114	1	0	2	117	160	-43
2024-2025				90	0	6	1	97	144	-47
<b>Average</b>	<b>0</b>	<b>2</b>	<b>-2</b>	<b>95</b>	<b>0</b>	<b>3</b>	<b>2</b>	<b>100</b>	<b>149</b>	<b>-49</b>



### Membership Composition June 2025 Cumulative



### Gender Composition June 2025 Cumulative

